



www.sewerinspectionpros.com



07 April, 2014

Date of inspection : April 07 , 2014 - Time : 11:00 a.m. Technician : Charles Brunsmann.


4/7/2014 11:37:38 AM

This is a video inspection of the main sewer line. This is the portion of the waste pipe system that carries the waste from the structure to the city sewer connection. This report is based on the video inspection of the sewer line only. Any other parts of the water supply system are not included. The report is not intended as a code inspection or to list each flaw noted. It gives an overall picture of the condition of the main line and the opinion of the technician at the time of inspection.

OBSERVATIONS : Access / Cleanout location : Property has a 3 inch cleanout access in garage below guest house. There is also a 3 inch cleanout in the main garage at exposed pipe near ground, and a 3 inch cleanout at the exterior of the kitchen sink wall. Outside patio also has a 3 inch cleanout at floor level. code requires cleanout access near its upper most terminal of horizontal piping and after horizontal change of direction exceeding 135 degrees of angle or every 100 feet, which ever comes first. U.P.C. section 707.4 - 707.5. Property has sufficient cleanout access as per code requirements

SEWER LINE OBSERVATIONS : After running camera through a total of 41 feet of 4 inch Cast iron and A.B.S. plastic sewer line from house connection, the conclusion was there was an obstruction 29 feet into the main line of the home after going into 4 inch sewer main line at 3 inch cleanout in primary garage of home. Large root intrusions and dirt appear to be obstructing flow of waste after cleanout transition before or near kitchen sink. Pipe is potentially broken or collapsed when high amounts of dirt are in sewer system. Although water is draining, it is at an insufficient flow. Inner walls of pipe have a moderate buildup of corrosion and scale due to age of pipe. Camera could not go beyond root intrusion to view pipe in front yard that connects to city sewer. Repairs must be completed before front of home can be viewed. It was also noted that 4 inch A.B.S. plastic sewer pipe for guest house above secondary garage was not tied into the main line sewer. Pipe appears to have a 4 inch rubber jim cap that is partially on. The pipe has also been burried in the ground before connection to live sewer was performed. It is important that sewer line on this portion of the home is not used until the line is connected by a licensed plumber to prevent debris from the ground entering the system causing potential back ups.

RECOMENDATONS : Hire a licensed Plumber to Clear 4 inch main line of root intrusions by means of 1/2 inch snake cable and cutting tip. Cost is estimated at \$300.00. Also have main line sewer jettted with high pressure water jetter to remove all debris from root intrusions and scale buildup off inner walls of pipe. Cost is estimated at \$400.00. Due to potential broken or collapsed pipe it is also recommended to have a plumber inspect area of root intrusion for damage to pipe and estimate price to repair pipe. Recommendation costs are only estimates as there are a wide range of contractors that charge various prices for their work.



4/7/2014 11:38:10 AM
Sewer line not connected at guest house

10' 6"




4/7/2014 11:38:17 AM
Sewer line not connected at guest house

11' 2"




4/7/2014 11:38:25 AM
Sewer line not connected at guest house

10' 1"



4/7/2014 11:43:28 AM
Scale and corrosion in main line of home

14' 6"



4/7/2014 11:48:28 AM
Root intrusion and possible collapsed pipe

20' 8"

4/7/2014

11:48:40 AM

4/7/2014 11:48:40 AM

20' 9"

Root intrusion and possible collapsed pipe



20' 9"